

Locker Accessories

Locker Room Bench



Size from 4' to 12'

Optional Locker Accessories

Lock Options



Built in key lock



Digital lock




Coin Systems




Open leg base
6" or 12"



6" Slope top



4" Recessed closed base



Piano hinge 16 gauge

ASM takes great pride in having a wide dealer network across Canada. Our representatives have the knowledge and expertise to assist you in choosing the ideal product for your requirements.

www.anthonysteel.com



ANTHONY STEEL MANUFACTURING

Clean Line Lockers & Cabinets



www.anthonysteel.com

Clean-Line Lockers By Anthony Steel



Single Tier Double Tier Portoclub Triple Tier Lockerette

Anthony Steel Clean-Line Lockers are the result of over 30 years of manufacturing experience. ASM Clean-Line Lockers are designed to provide strength & durability in even the most demanding environments.

Locker Bodies are manufactured from 24 ga prime grade cold rolled steel. Frames are resistance welded on all four corners to form a rigid structure. Doors are of an all welded double pan construction. Lockers maintain strength through the use of pop rivet assembly. In addition to the strength in the construction of the Clean-Line Lockers we provide a high quality baked on enamel in 16 colour choices permitting colour co-ordination with your décor schemes or colour-coded systems.

Locker Interior: Single Tier Lockers include one hat shelf and three coat hooks. Double Tier, Triple Tier & Portoclub Lockers include two coat hooks per compartment.

Locker Materials:

- Frames 16 ga
- Doors 20 ga
- Shelves 24 ga
- Bodies 24 ga
- Nickel Plated Coat Hooks
- Aluminum Recessed Padlock Handle

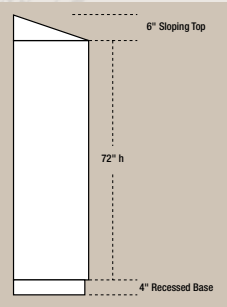
Standard Locker Dimensions:

Width	Depth	Height
12"	12"	72"
304.80	304.80	1828.80 (mm)
12"	15"	72"
304.80	381.00	1828.80 (mm)
12"	18"	72"
304.80	457.20	1828.80 (mm)
15"	15"	72"
381.00	381.00	1828.80 (mm)
15"	18"	72"
381.00	457.20	1828.80 (mm)
18"	18"	72"
457.20	457.20	1828.80 (mm)

* All units fully assembled.
* Lockers can be manufactured to custom sizes.
* Stock Available in standard sizes & colour.
(A124 Pearl Grey)

Options Available:

- Sloping Tops **See diagram-Eliminates Dirt Build Up
- Recessed Base ***See diagram-Prevents Fluid From Entering The Interior Of The Lockers
- Number Plates
- Coat Rods
- Cylinder Locks
- Coin Operated Locks
- Galvanized Construction



ASM also specializes in custom lockers including special sizing, expanded metal security lockers & power vented lockers. Please call us for more details about any part of our Locker Line.

ASM Storage Cabinets



Jumbo Cabinet

Standard Cabinet Dimensions

Width	Depth	Height
36"	20"	42"
914.40	508.00	1066.80 (mm)
36"	18"	72"
914.40	457.20	1828.80 (mm)
36"	20"	72"
914.40	508.00	1828.80 (mm)
48"	24"	72"
1219.20	609.60	1828.80 (mm)
48"	24"	78"
1219.20	609.60	1981.20 (mm)

Options Available:

- Extra Shelves
- Forklift Base
- Expanded Metal Doors



ASM's Storage Cabinets have the capacity to store up to 200 lbs per shelf.

We take great pride in our line of Storage Cabinet Products. ASM has the manufacturing capabilities to provide a full line of cabinets in standard sizes as well as the capacity to meet custom sizing requirements. ASM cabinets maintain strength and durability making them the ideal choice for the storage needs in any environment.

ASM All Steel Storage Cabinets are of a heavy duty all welded integral construction, available in 20, 18 & 16 ga. material. All cabinets are double door with a single high quality two point locking handle. All standard cabinets come with 4 adjustable shelves on 2" increments. Doors close quietly & fit flush with the frame of the cabinet.

The interior of the cabinets can be customized to provided a wardrobe or combination cabinet. The height is available in highboy & lowboy models.



Standard Storage Cabinet



Standard Cabinet Interior