



Toilet partitions designed for  
**Beauty and Endurance**

# Introducing Special-Lite® Toilet Partitions



## A history of delivering lasting value

At Special-Lite, Inc., we've built a reputation over the last 40 years for manufacturing exterior doors that survive for decades in the toughest imaginable applications. After experiencing the lasting value of our Fiberglass Reinforced Polyester (FRP) doors, many facility and maintenance directors have asked us to create a toilet partition system with that same level of performance. By leveraging our proven design and superior materials, we have created FRP toilet partitions that are just as durable, maintenance-free and long lasting as our doors.

## The solution for your restroom challenges

Special-Lite® Toilet Partitions are the ideal choice for restrooms that are expected to endure heavy use and frequent abuse—such as parks, rest areas, stadiums and retail facilities. Custom fabricated for each order, they're remarkably durable, and can withstand mistreatment and willful abuse. They're also perfect for corrosive environments that quickly degrade metal partitions, like those found in and around locker rooms, pools, showers and coastal areas.

## Creating a safe, clean environment

It's a fact that when buildings appear clean and well maintained, people are more likely to respect the facilities. Because our toilet partitions are more dent-, scratch-, stain- and tamper-resistant, they can help you get a handle on restroom graffiti. Permanent marker and spray paint can be removed easily, even using green cleaners. Because our panels are impervious to water and can't rust or swell and delaminate, hose-down cleaning is no problem either. And since our panels are manufactured with the same materials and processes as our GREENGUARD Certified doors, they won't compromise indoor air quality.




Stands up  
to your toughest challenges

## Hang them and forget them

The first difference you'll notice with Special-Lite Toilet Partitions is that they are 20 percent lighter than a comparable steel system and less than half the weight of HDPE. This puts less stress and strain on hardware and wall attachments, not to mention installation crews, and increases the durability of the whole system. But don't think less weight means they're lightweights; our partitions are heavy-duty and will stand up to prolonged abuse, just like our doors.

With our partitions, you'll have an ally in the fight against restroom vandalism. All fasteners are tamper-resistant to discourage mischief. The FRP face sheets are colored through, so scratches, if anyone manages to make any, will be less obvious. The face sheets are locked in place on all four sides in integral reglets in the panel edge extrusions, so nothing short of a grenade is taking these panels apart.

The durability of our partitions extends all the way to the floor, with extruded aluminum pilaster shoes—a Special-Lite exclusive—that are anodized after fabrication to provide excellent resistance to corrosion and abuse.



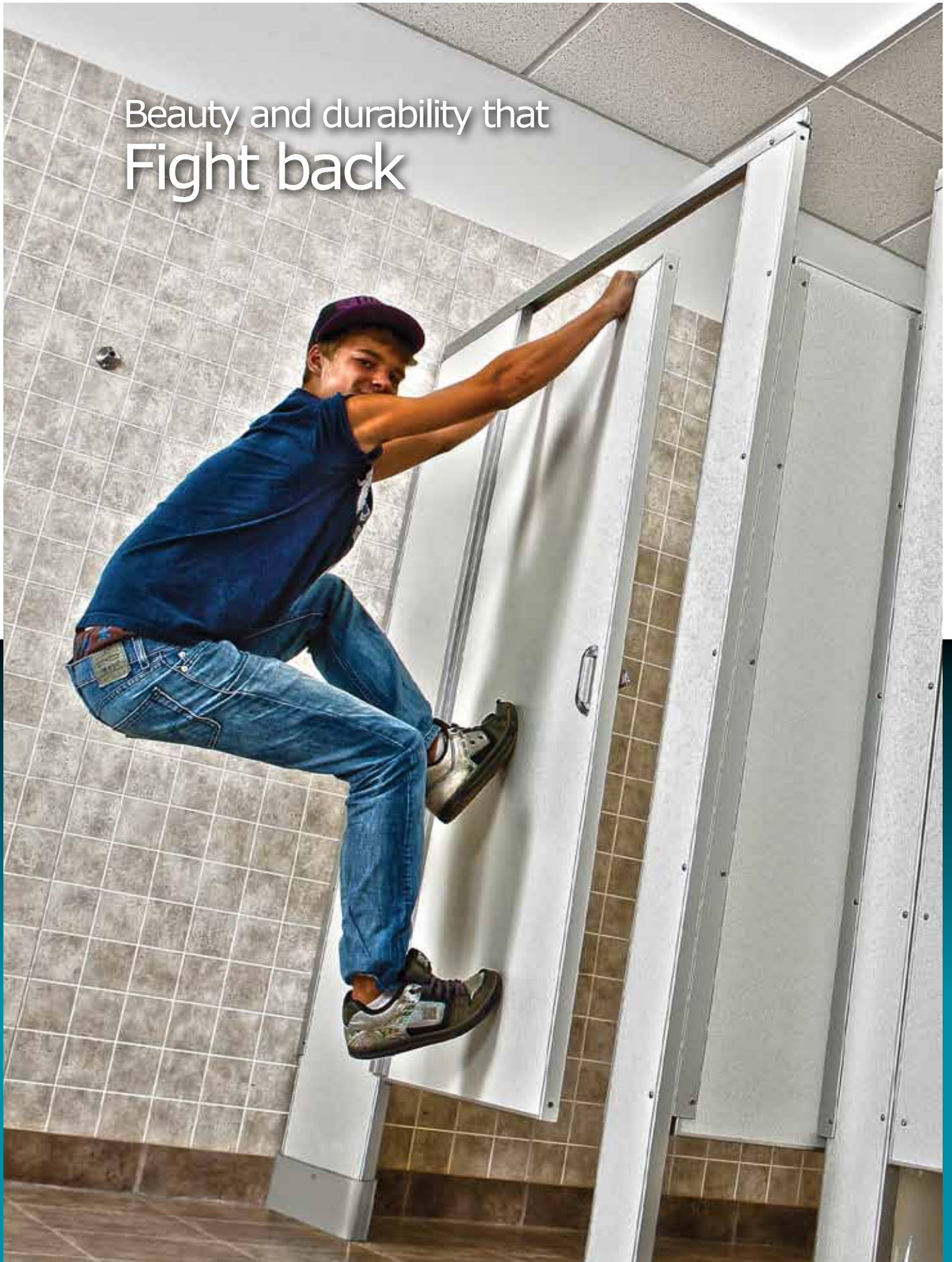
## Proven Tough in Public Schools

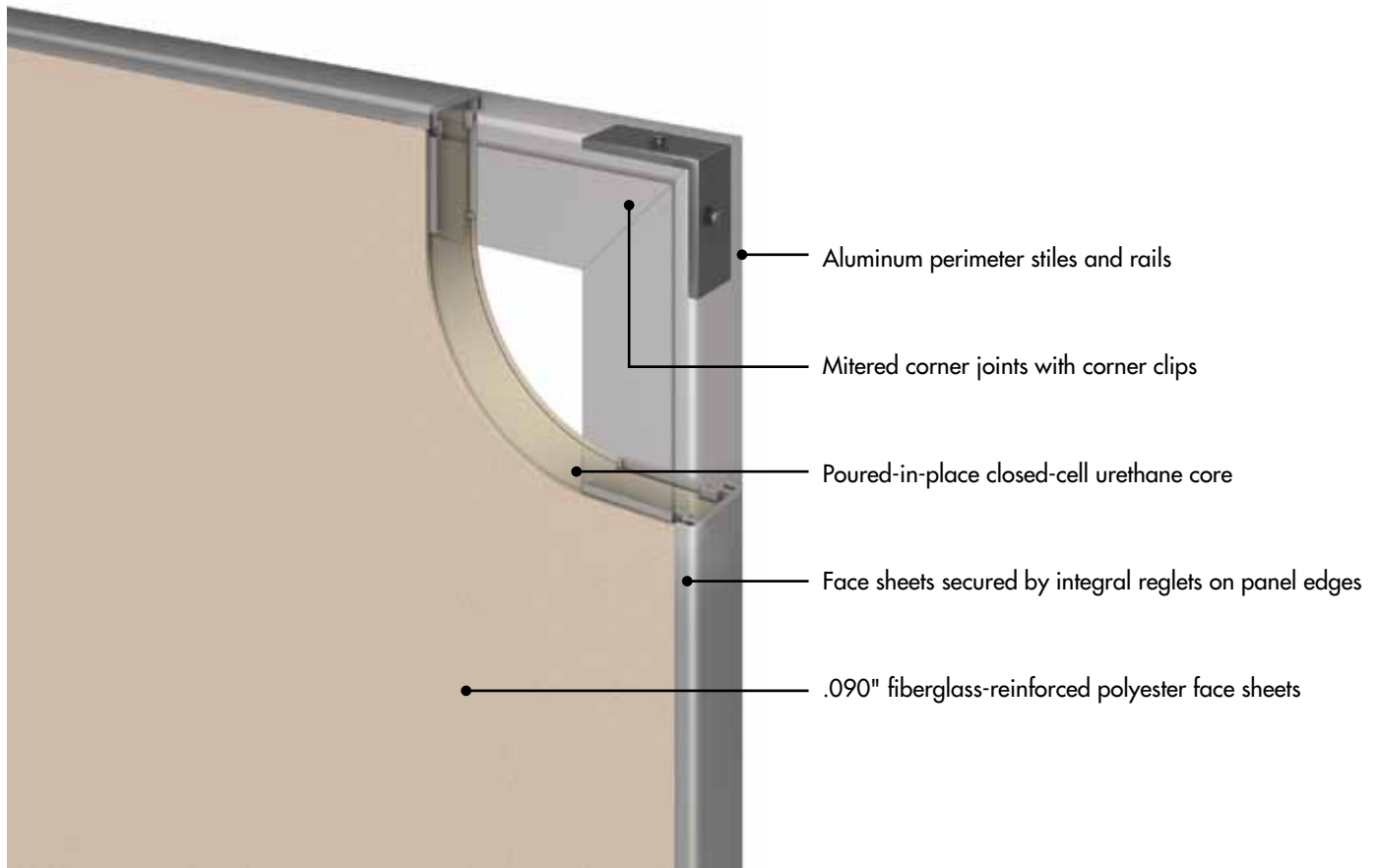
The Diesel & Equipment Technology program at Kent Intermediate School District in Grand Rapids, Michigan, doesn't exactly attract the shy, quiet type. High school students here use a variety of tools and markers in their lab work. Sometimes these ended up in the boy's lavatory, where they were used to work on the painted steel toilet partitions—scratching, etching, denting, and prying them apart. The resulting cleaning, repair and replacement needs were a continual annoyance for the maintenance staff, and unwelcome burden on the budget.

"We've had great experiences with Special-Lite® SL-17 FRP Doors standing up to vandalism, heavy use and harsh winter conditions on our entrances," said custodial supervisor, Jeff Miller. "So when Special-Lite asked if we were interested in becoming a test facility for their new FRP toilet partitions, we jumped at the chance."

In the summer of 2010, Special-Lite Toilet Partitions and urinal dividers were installed in the boy's restroom. "We're very pleased with the performance," said Miller. "We can easily remove graffiti, the FRP surface really discourages etching and scratching, and the construction makes it impossible for the students to delaminate the partitions, so the stalls look brand new. When replacements are required for other restrooms on our campus, Special-Lite Toilet Partitions are our first choice."

Beauty and durability that  
**Fight back**





## Partitions designed for the real world

Our product design approach is unique in the industry. Instead of making our products heavier and more rigid to make them tougher, we make them lighter and more flexible—so they can roll with the punches, kicks and whatever else happens to them. It may seem counterintuitive, but decades of experience prove that it works.

Our partition panels and pilasters are manufactured with perimeter edges of 6063-T6 extruded aluminum alloy that give them great flexural strength, while also providing improved fastener retention. All aluminum extrusions are finished with Class I anodizing to ensure long-lasting beauty and corrosion resistance. Available in Class A or Class C, our FRP face sheets provide excellent impact strength, unmatched stain resistance and exceptional cleanability.

All of our toilet partition panels, pilasters, and urinal dividers are individually injected with five pounds per cubic foot density closed-cell urethane foam. This bonds the panel edges and face sheets together to form a solid unit that can withstand impacts that would warp or buckle metal panels. This foamed in place core also completely seals our panels to make them immune to penetration by liquids. Full-height continuous gear hinges, wall brackets and door stops make our partition systems more tolerant of abuse, and also provide zero sight lines for added privacy.

Maintenance has never been  
**So easy**






## Simplify your life with Special-Lite Toilet Partitions

All toilet partitions are floor-mounted, overhead-braced configurations for durability. Urinal screens are wall mounted. All panels and pilasters are 1.25" thick and available in four colors—pearl gray, beige, colonial white, and black. Face sheets are Class C standard with Class A available. Aluminum extrusions are clear anodized. Consult the factory for standard and maximum panel and pilaster sizes.

At Special-Lite, every partition system we make is a custom solution, made to order. We stand behind our new toilet partition products with the same, no-nonsense, 10-year, parts and labor warranty as we offer on our entrance products.


### Four color choices



Pearl Gray



Beige



Colonial White



Black



### Special-Lite, Inc.

P. O. Box 6, Decatur, MI 49045

Ph: 800.821.6531 • Fx: 800.423.7610 • [www.special-lite.com/partitions](http://www.special-lite.com/partitions)

Item #1127-R1  
7M 1/12 IW